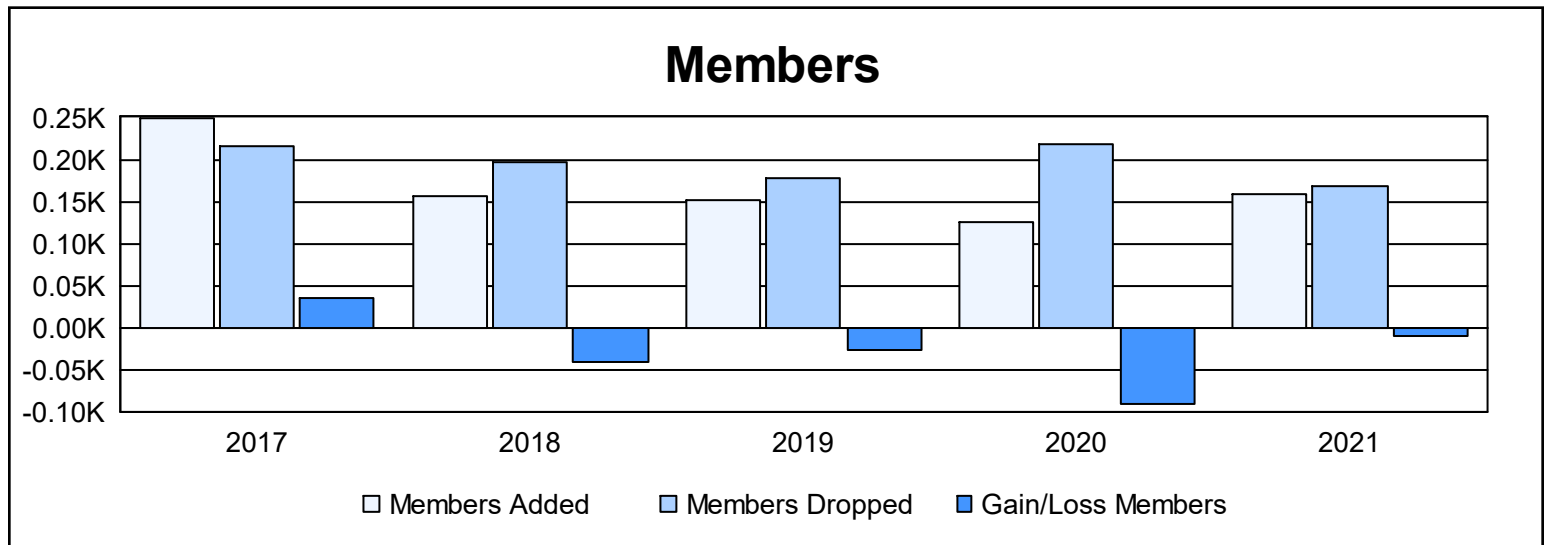
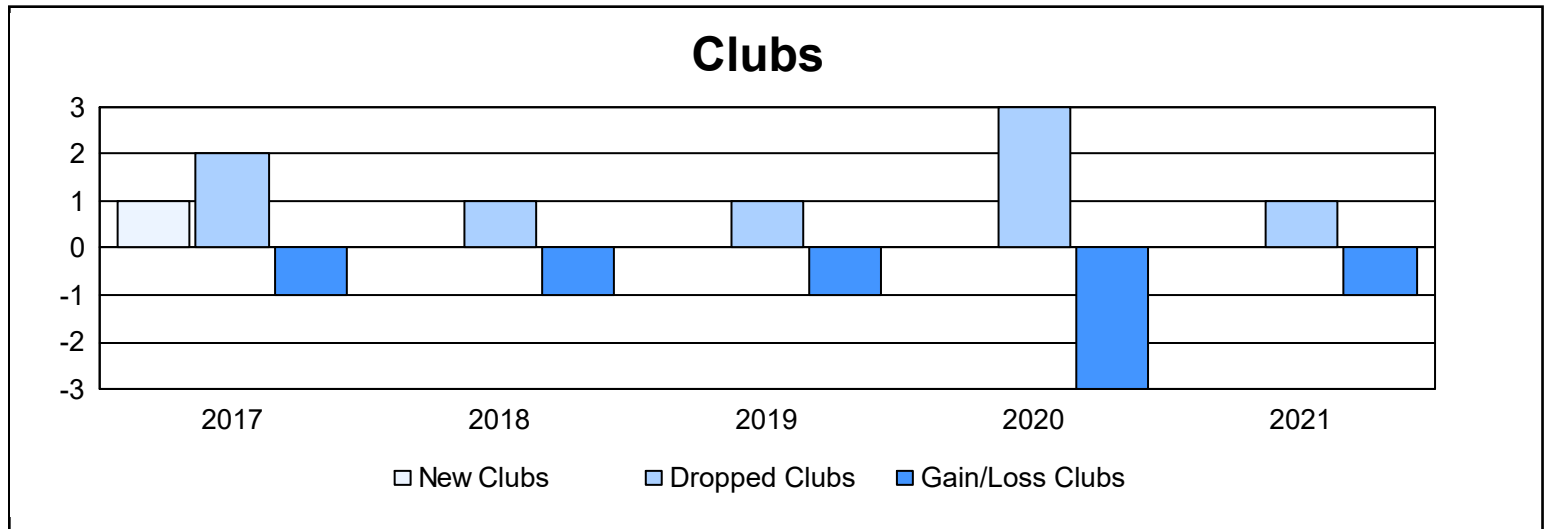
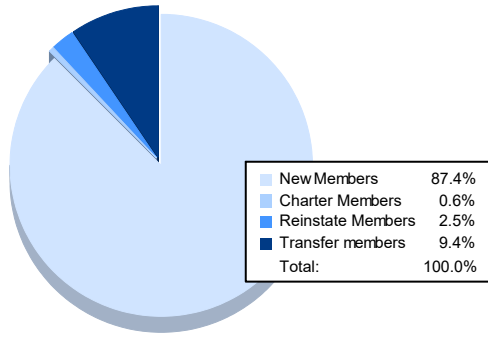


| Year | New Clubs | Dropped Clubs | Gain/ Loss Clubs | New Members | Charter Members | Reinstate Members | Transfer Members | Total Member Added | Total Members Dropped | Gain/ Loss Members |
|----------------|-----------|---------------|------------------|-------------|-----------------|-------------------|------------------|--------------------|-----------------------|--------------------|
| 2016-2017 | 1 | 2 | -1 | 206 | 22 | 8 | 13 | 249 | 215 | 34 |
| 2017-2018 | 0 | 1 | -1 | 141 | 0 | 8 | 6 | 155 | 197 | -42 |
| 2018-2019 | 0 | 1 | -1 | 132 | 1 | 7 | 11 | 151 | 177 | -26 |
| 2019-2020 | 0 | 3 | -3 | 104 | 2 | 12 | 8 | 126 | 217 | -91 |
| 2020-2021 | 0 | 1 | -1 | 139 | 1 | 4 | 15 | 159 | 169 | -10 |
| Average | 0 | 2 | -1 | 144 | 5 | 8 | 11 | 168 | 195 | -27 |



Membership Composition June 2021 Cumulative



Gender Composition June 2021 Cumulative

